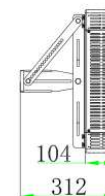
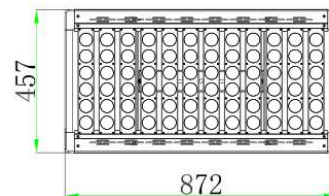
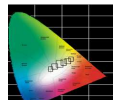


LI-FL-600W-4000K



- 5 years warranty use for 10 years
- CREE Chip and Mean Well Driver
- More than 60% energy saving
- High quality power supply, good cooling.
- Optical beam angle, suitable for outdoor stadium illumination



| | | |
|---|------------------------|---------------------------|
| Model No. | LI-FL-600W-4000K | |
| Specification | LED Flood Light | |
| Power | 650w | |
| Driver | Meanwell | |
| LED Light Source | CREE | |
| Luminous Efficiency | 100-130lm/W | |
| Lumen | 84500LM | |
| Color Temperature | Cool White 5700-6500k | |
| | Pure White 5000k | |
| | Warm White 2700k-4000k | |
| Central Illumination and Effective Area | 10M Height | 342m ² /779Lux |
| | 20M Height | 754m ² /194Lux |
| | 30M Height | 1372m ² /86Lux |
| | 40M Height | 2138m ² /48Lux |

| | |
|-----------------------|-----------------------|
| Power Factor | >0.98 |
| Frequency Range | 50-60Hz |
| Power Efficiency | >85% |
| Input Voltage | 100-277VAC |
| Beam Angle | 10/24/38/60/90 Deg |
| Color Rendering Index | 80Ra+ |
| Lifetime | 80,000H |
| IP Grade | IP67 |
| Working Temperature | -40□ -+80□ |
| Storage Temperature | -40□ -50□ ;10%-90% RH |
| Light Body Material | Aluminum Alloy |
| Certificate | CE/FCC/RoHS/DLC |
| Body Size(mm) | 872*457*104 |
| Net Weight(kg) | 22 |